



Stentura Lubrication Instructions

[INQUIRY]

How do I lubricate my Stentura writer?

[SOLUTION]

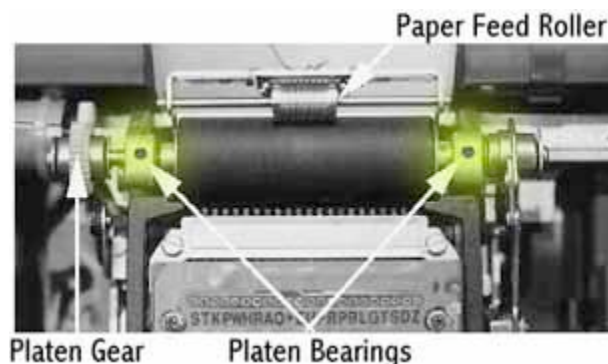
Stentura Lubrication Instructions

To ensure that your writer is kept in top level condition, the following maintenance is required.

Daily: Keep your *Stentura* covered when not in use. Put it in the carrying case or use a Stenograph dust cover.

Monthly: At least monthly, and more often if it gets shiny, clean the Platen with a lint-free cloth dipped in isopropyl alcohol (rubbing). Rub briskly until the Platen has a dull, clean finish.


One to Two Years: Your *Stentura* may need cleaning, lubricating, and routine servicing by a trained service technician. Many users have their machines serviced annually. If your usage is light, service may be performed every two years. Be sure that such servicing is undertaken **only** by a Stenograph Technician or one of our Authorized Service Providers.



Area 1: Platen Bearings


Turn your *Stentura* **OFF**. To avoid getting grease on the platen be sure there is paper in the machine and covering the platen. Locate the two holes on the frame--one on each side of the platen. Insert the nose of the **StenoLube1** grease into one of the holes as far as it will go. Gently squeeze a small amount into the hole. With the nose of the tube still

in the hole, slowly turn the platen with your finger while continuing to apply grease. Stop applying grease once the hole is filled. Be sure to remove the nose of the tube from the hole before releasing pressure on the tube to avoid suctioning the grease out of the hole. Repeat these instructions for the other hole. Grease weekly if you average 8 - 10 pads of paper a week.



Area 2: Paper Feed Roller

This area requires **StenoLube2** oil. With the cover open and your machine **OFF**, turn the *Stentura* on its side. Apply a drop of **StenoLube 2** oil between the roller and the shaft it rotates on. Repeat for the other side. Oil this area about twice a year.



Area 3: Platen Gear

Turn the *Stentura* **ON**. To avoid getting ink on the platen be sure to put paper in the machine or remove the ribbon. Squeeze a small amount of **StenoLube1** grease onto the gear. Rotate the gear, either with your finger, or by pressing any key enough times to advance the gear through 2 or 3 complete revolutions to spread the grease evenly. You should only have to grease this area twice a year.

[KEYWORDS]

stentura 6000 8000 lx lube lubrication oil maintenance maintain recommended

[Search Again](#)

[Contact Technical Support](#)